

English

10th November 2020

Today we will continue to use the story of 'Finding Winnie' by Lindsay Mattick. We will revise how to use adjectives and collect ideas to describe Harry.



Today's activities

IMPORTANT! Parent or Carer – Please read this page with your child and check that you are happy with what they have to do and with any weblinks or use of the Internet required.



1. Listen to the story

Using the video link on our remote learning page, listen to the story again and retell it to your grown up using time words. Look out for a challenge question too.

2. Comprehension

You will answer some questions about the story. Remember to write in full sentences using capital letters and full stops.

3. Writing


We will remind ourselves about nouns and adjectives and collect ideas to describe a character ready to write tomorrow.

Story Time

Activity 1: Listen to the story

Your Task:

Listen to the story using the video link on our remote learning page. Talk to your grown up about what happens- can you use some time words to sequence your ideas?



Examples of time words:



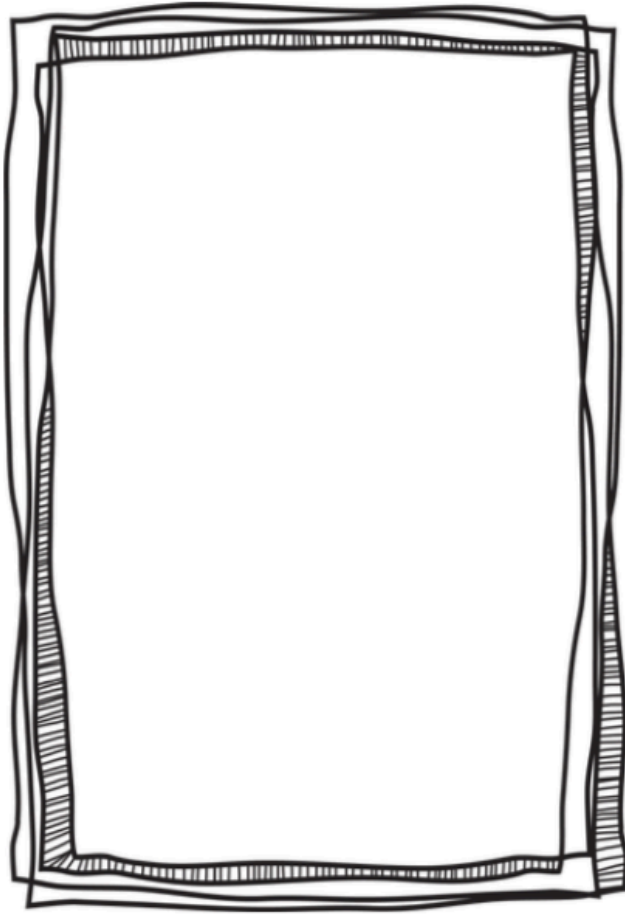
First **After that** **Then**
At last **Next** **Eventually**
Finally **Later**



As you are listening, pause the video 3 times and sketch what is happening. Use the frames on the next page or just draw on paper.



**Drawing frames for
the challenge task.**



Comprehension

Activity 2: Answer questions about the text.

Your Task

Look at the set questions *on the next page*.

Read each question carefully.

Answer each question.

Go back and check with the text if you need to.

Re-read your answers to be sure you have said what you wanted to.



You can write your list on paper. You don't need to print anything.

Questions

Activity 2: Comprehension



1. Who was Harry Colebourn?
2. How did Harry end up with a bear cub as a pet?
3. Why was Winnie called a Remarkable Bear?
4. What happened to Winnie when Harry went to fight?
5. How do you think Winnie felt when she met Christopher?
6. What happened to Harry after the war?.
7. How is the author related to Harry Colebourn?

You can write your answers on paper. You don't need to print anything.





Going Deeper


Activity 3: Think about it



In the story it says:

'When Harry thought about Winnie and the voyage across the ocean, his head said "I shouldn't." His head said, "I can't." But his heart made his mind up.'

What do you think this means? Why do you think Harry made the decision he did? What would you have done?



You can write your answers on paper. You don't need to print anything.

Let's Learn

All about nouns and adjectives

In class we have learned all about nouns and adjectives.

Adjectives will help to make our writing really interesting.

Have a look at the next 3 pages to remind you of our learning.



Adjectives

Adjectives describe nouns.

How things:		Color:		
Look	pretty	red orange yellow green blue purple pink		
Smell	stinky			
Taste	delicious			
Feel	cold			
Sound	loud			
		Size	Number	
		tall short chubby skinny huge small	two many ten second third several	
<th>Kind:</th>				Kind:
bad good smart funny stubborn brave scary clean rude shy shiny				

Learn Screen

All about nouns

Nouns

A noun names a person, place, idea, thing or feeling.

In front of a noun, we often have one of ...

a

an

the

A **baby** lay in his **cradle**.

The **bird** sang an awesome **song**.

The **cat** had a **fear** of being left behind.



Learn Screen

What is an adjective?

Adjectives

A **adjective** describes a **noun**.

Adjectives can come beside the **noun** or they can complete a sentence.



The **cool, elegant** cat loves **parties**.

The **cat** appeared to be **smart and happy**.

You can have several adjectives together...

But then you need a comma.

The **cool, elegant** cat...

Learn Screen

All about adjectives

Adjectives

Adjectives describe **nouns**.

Adjectives can complete a sentence.

Adjectives can come beside the **noun**



An owl

What sort of owl?

A frightened, brown owl

Go on...

A frightened, brown owl felt

How did the owl feel?

A frightened, brown owl felt alone and sad.

A **frightened, brown** owl felt **alone** and **sad**.

Learn Screen

Describing a character


When we describe a character, we think about what they look like on the **outside** – their appearance- and what kind of person they are on the **inside** – their personality.

Appearance (outside) – what you can see when you look at a person.

Personality (inside)– what you know about a person because of the things they do, what they say and how they treat others.

For example:

In the story of Cinderella, we know that the Ugly sisters are mean, lazy and nasty because they make Cinderella do all the work and never help her.



Let's Write

Activity 4: Collect ideas

How would you describe Harry?

Think about what he looks like and jot down some words. Look at the picture on the next page to help.

Then think about his personality. What kind of person was he? Think about what he does in the story. Jot down some key words.

You can use the sheet on the next page to collect your ideas or just write on paper.

There are some word banks on pages 15 and 16 to help you.

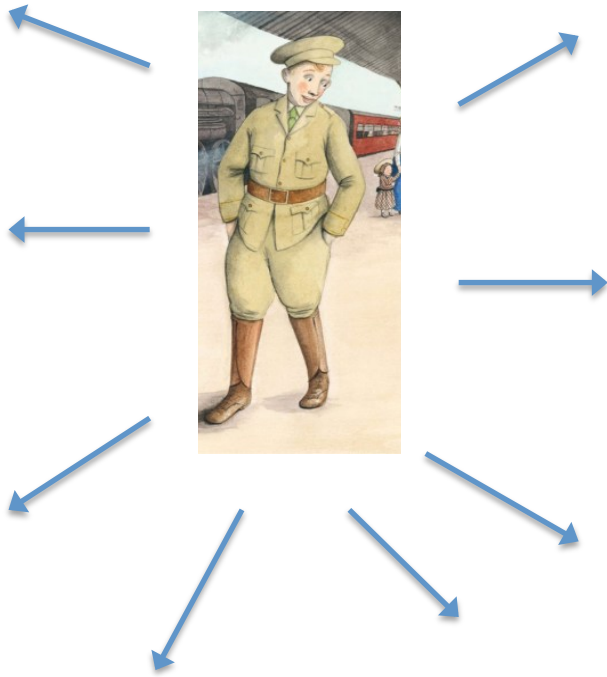


Use 1 word from your appearance list in a sentence. Do the same for the personality list.

Let's Write

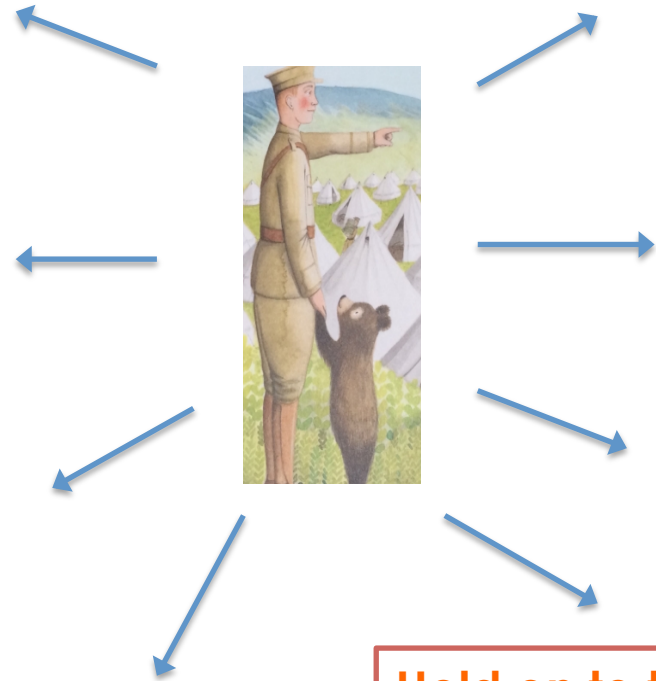
Adjectives to describe a character

Appearance



You will need to use adjective + noun for Harry's appearance e.g. brown hair

Personality



Hold on to this work, you will need it later in the week.

Help Screen

Key words - appearance

Describing a character's appearance

Adjectives

blue
large
small
pale
rosy cheeks
handsome
young
clear
long
bushy
khaki
shiny

fresh
tall
short
blonde
sandy
tidy
smart
neat
clean
fresh
brown



Nouns

face
eyes
cheeks
eyebrows
ears
hands
nostrils
uniform
hair
uniform
army
cap
boots
belt

Appearance =
what you can
see on the
outside.

Help Screen

Key words - personality

adventurous	athletic	active	ambitious
angry	brave	bossy	bold
creative	inventive	energetic	confident
caring	friendly	generous	creative
happy	honest	irritable	clever
lazy	messy	mean	curious
neat	nice	proud	delightful
quiet	respectful	sad	determined
serious	shy	smart	eager
trustworthy	thoughtful	wild	enthusiastic
helpful	kind	loyal	patient
zestful	wise	vigilant	thrifty
talented	successful	playful	artistic
imaginative	daring	innovative	organized
amusing	excitable	organized	outgoing
nervous	selfless	logical	sloppy
timid	faithful	gentle	impatient
ambitious	doubtful	anxious	dynamic

Personality =
what a
character is
like on the
inside.

**Remember to
think about
the story when
you are
deciding
which
adjectives to
choose.**

Check and Edit

Activity 5: Proof read your work



Your Task

After you have completed your work, please spend around 5 minutes to read through it and check for:

- missing capital letters and full stops
- incorrect spellings
- that it makes sense
- if you want to add any adjectives or use more interesting vocabulary
- if you want to add another sentence with an asterisk or change an event



Well done Year 2. You
are all superstars

Send in any photos of
the work you do to:

[year2@st-jo-
st.dudley.sch.uk](mailto:year2@st-jo-st.dudley.sch.uk)



Peanut says
"Hello."